

# GETTING MORE BRAILLE ONTO UNIVERSITY CAMPUSES

Accessing Higher Ground Fall 2020



AMERICAN  
PRINTING  
HOUSE



# Our Time Today

- Introductions and Goals
- Building Braille with Braille Blaster
- Be the Boss of your Embosser
- Tactile Graphics Image Library
- Questions



# Jim Sullivan

Director Social Enterprise

American Printing House for the Blind



# William Freeman

Tactile Technical Product Leader

American Printing House for the Blind

# Goals

- Participants will identify the importance of braille for braille reading students engaged in higher learning.
- Participants will identify how higher education institutions can provide braille to braille readers affordably.
- Participants will identify benefits of APH's Tactile Graphic Image Library

# Why Blaster?

- Blaster represents a commitment by APH to “blast” down barriers to braille.
  - The younger a person learns braille, the more likely they will become a lifelong braille reader.
  - Braille literacy is key to understanding spelling, punctuation, and grammar, which are vital for success.
- Audio is no replacement for the written word!



# BRAILLEBLASTER™



# What is BrailleBlaster?

- A free braille transcription program from APH.
- Quick translation with dual views.
- Supports a variety of file types: NIMAS XML, EPUB3, HTML, TEX, and DOCX.
- Math support: LaTeX, MathML, MathJax, ASCII Math, Spatial Math Tools





# Example of DOCX Document Conversion

- Heading styles converted to braille equivalent.
  - Heading 1, 2, and 3 to Centered, Cell-5, and Cell-7
- List styles maintained
- Blocked and indented paragraphs
- Tables converted
- Emphasis retained
- Automatic braille page numbering



# Math Support

- Textbooks with MathML are automatically converted for translation into UEB or Nemeth.
  - An agnostic entry method called ASCII Math is used to create MathML that is then translated into braille.
- Spatial Math Tools that can create vertically arraigned math equations, number lines, and matrices with no knowledge of braille required.
- LaTeX converted to MathML in supported file types.



# EMBOSSERS



# What to Expect

- High-quality braille
  - Tractor-fed paper
  - Interpoint capabilities
- APH documentation
- Videos for each embosser and related software
- Customer support
- Cost: \$3995 and available on quota



**What embossers do you typically have  
access to?**



# PIXBLASTER™



# PixBlaster™ Features

- Everything you need in one box. Comes with a speaker and the PIXie
- Easy to use software interface
- High-quality multi-height tactile graphics
- New dot technology: Power-Dot Braille
- Works great with software you're already familiar with
- Comes with Tiger Software Suite




# What is the PIXie?

- Adds wireless capabilities to PixBlaster™.
- Access to PIXie interface





# PIXie Interface



Copyright © 2019 by APH

[FAQ](#) [Online Manual](#) [aph.org](#)

**PIXie 10.3.17**

Home	PIXie Braille Formatter	Language <b>English</b> ▾
Formatter Settings	APH PixBlaster	
Embosser Settings	Serial Number CCL2002044	
TIGER™ Properties	Firmware 11.12.28	
System	Liblouis Version 3.12.0	
	Formatter Version 1.2.21	
LOW POWER STANDBY MODE (10094)		
<b>Select a file for printing.</b>		

Braille Ready Format (\*.BRF,\*.BRL), Tiger™ Format (\*.PRN)

No file chosen



# Graphic Embossing

- Emboss graphic from JPG or PNG using Photos- a standard Windows app
- Emboss PDFs from Adobe
- Use Tiger Designer for image editing, to emboss PRNs, and create new graphics
  - Add fill patterns
  - Shape Tools
  - Adjust density



**Do you find your need for embossed braille to have increased or decreased during remote learning?**



# PAGEBLASTER™




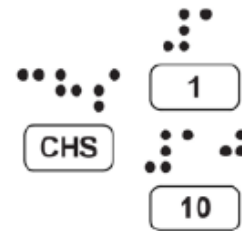
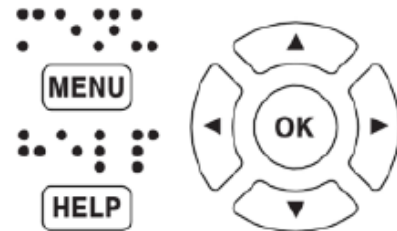
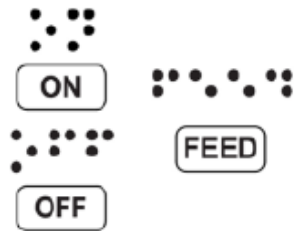
# PageBlaster™ Features

- Fully-voiced hardware interface
- Wireless capability (Wi-Fi, Ethernet)
- Embosses fast, high-quality braille
- Quick embossing solutions: Direct Braille and Braille App
- Firebird Graphics Software



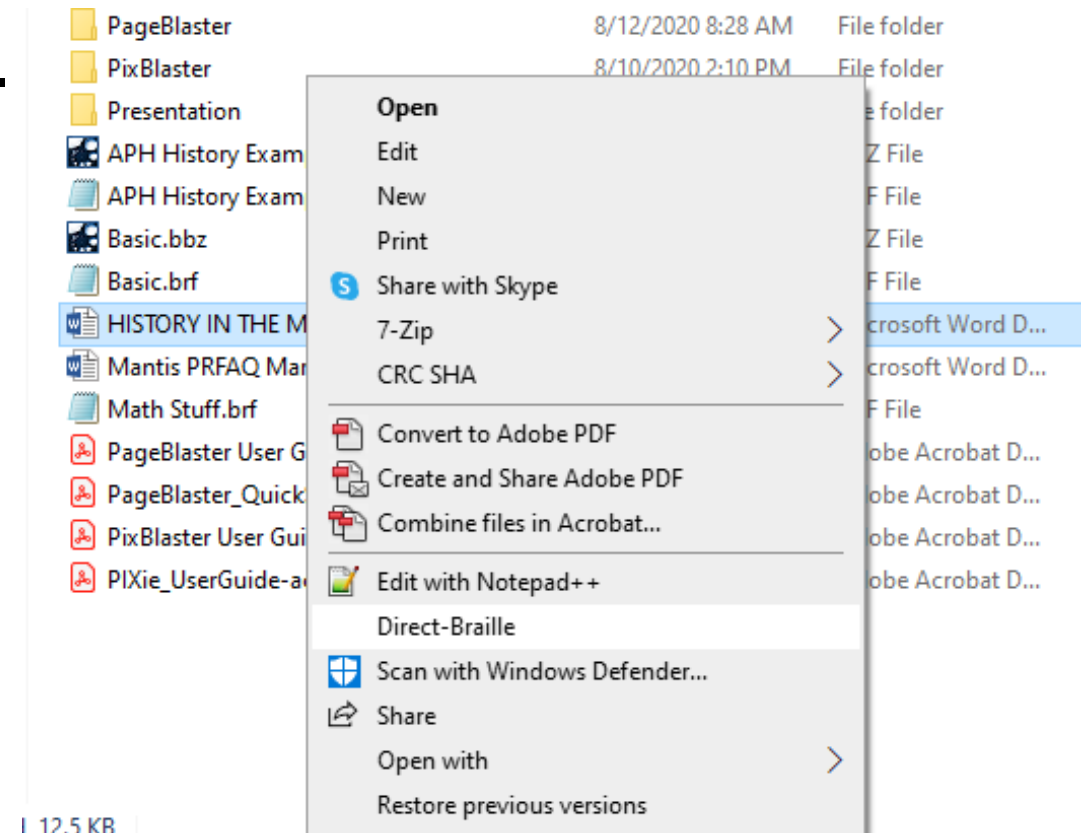
# Hardware Interface

- Fully-voiced with braille labels and a good layout to easily find what you need.



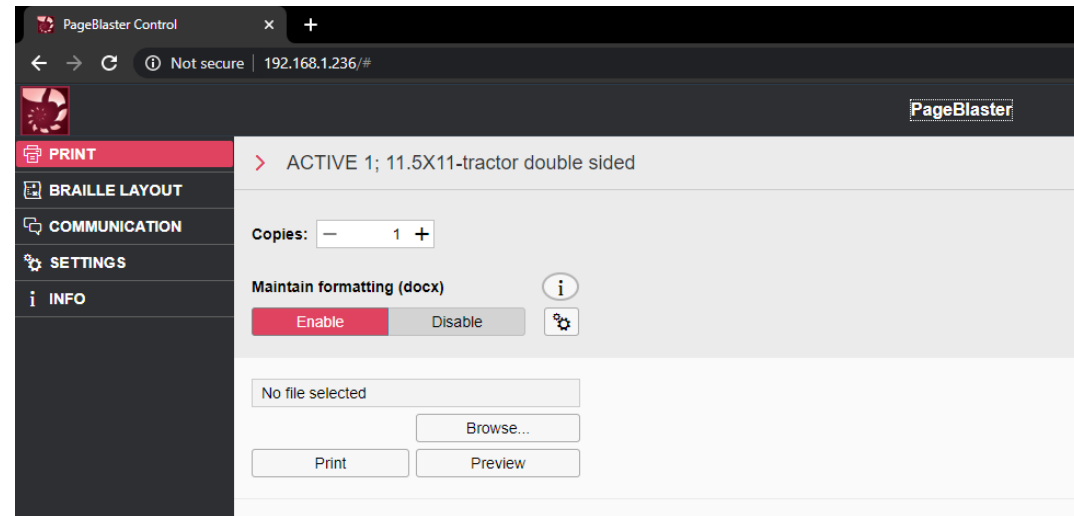
# Direct Braille

- Formerly Index-direct-Braille.
- Works with:
  - DOCX
  - DOC
  - PDF
  - BRF



# Braille App

- Get your device's IP Address by pressing Help + 10.
- Put IP address into browser to access Braille App.
- Has embossing capabilities and easy settings adjustments.
  - Open and directly emboss BBZ files from BrailleBlaster.





# Firebird

- Create new graphics
- Open JPG and PNG files for editing and embossing
- Import PRNs
- Apply filters to sharpen, blur, or invert an image.
- Add braille
- Shape tools
- Webinar available at: <https://youtu.be/nVRRsV7DcSU>



# Additional Resources

[PageBlaster and PixBlaster Comparison Chart](#)

[PageBlaster FAQ](#)

[PageBlaster Product Page](#)

[PixBlaster FAQ](#)

[PixBlaster Product Page](#)



# BRAILLE DISPLAYS



# Braille Trail Reader LE

- 14 braille cells make the unit compact and great for travel
- Sync feature that automatically synchronizes files when you reconnect to your mobile device
- \$995



# Chameleon™

- Ideal for students of all ages from elementary to higher education.
- Internal notetaker
- Connections to Bookshare and NFB Newsline
- Bluetooth and Wi-Fi
- Internal Braille Translation
- \$1595



# Mantis Q40™

- Ideal for students learning traditional keyboarding skills.
- Premium keyboard that can be used into employment.
- Many of the same features as Chameleon.
- Connected devices treat it as a keyboard instead of as a display.
- Has a 6-key mode (SDF and JKL)
- \$2495



# Additional Resources

[APH Refreshable Braille Comparison Chart](#)

[Braille Trail Reader LE Product Page](#)


[Chameleon 20 Product Page](#)

[Mantis Q40 Product Page](#)



# Tactile Graphic Image Library

- Free Online Library
  - Tactile
  - Maps
  - Graphs
- Diagrams
- Vector Images
- PDF Format







# AUDIENCE QUESTIONS

