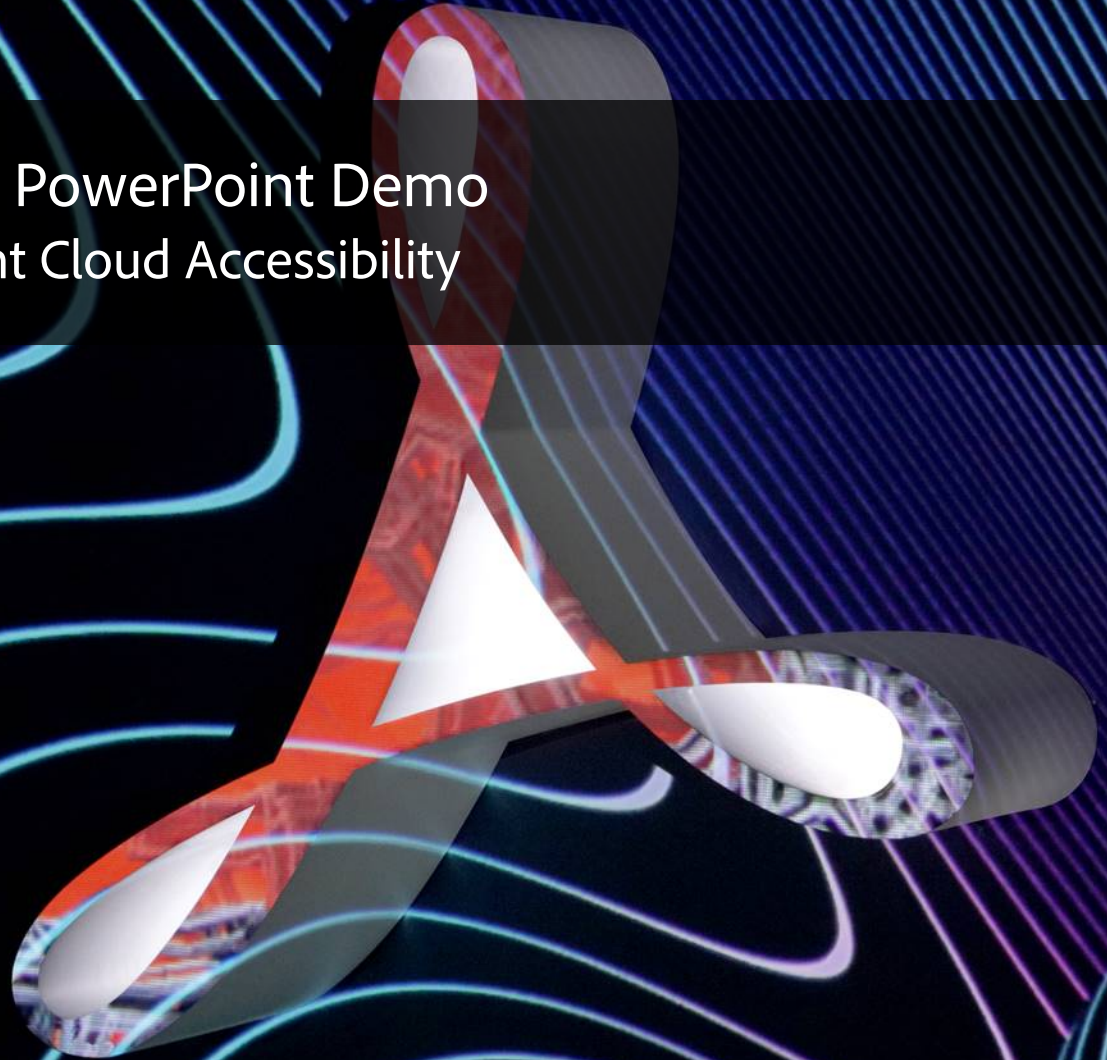




Adobe

Adobe Acrobat Pro DC PDF Accessibility – PowerPoint Demo

Rob Haverty, Senior Product Manager, Document Cloud Accessibility



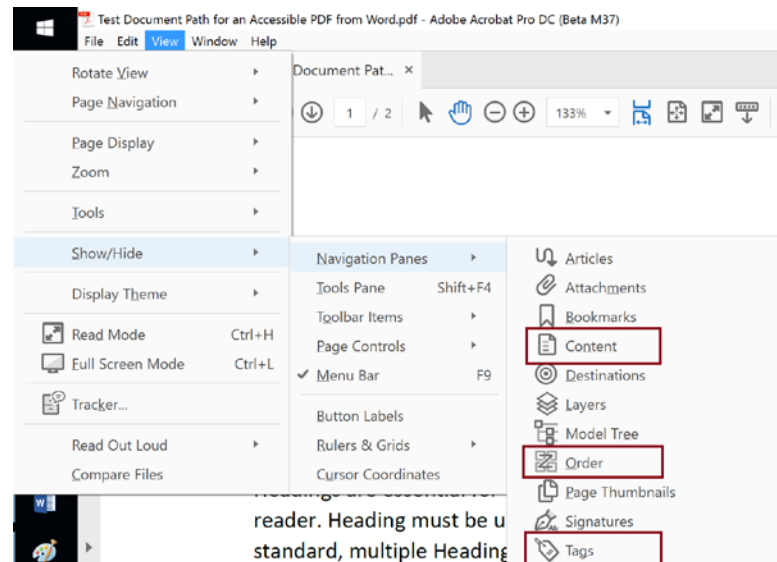
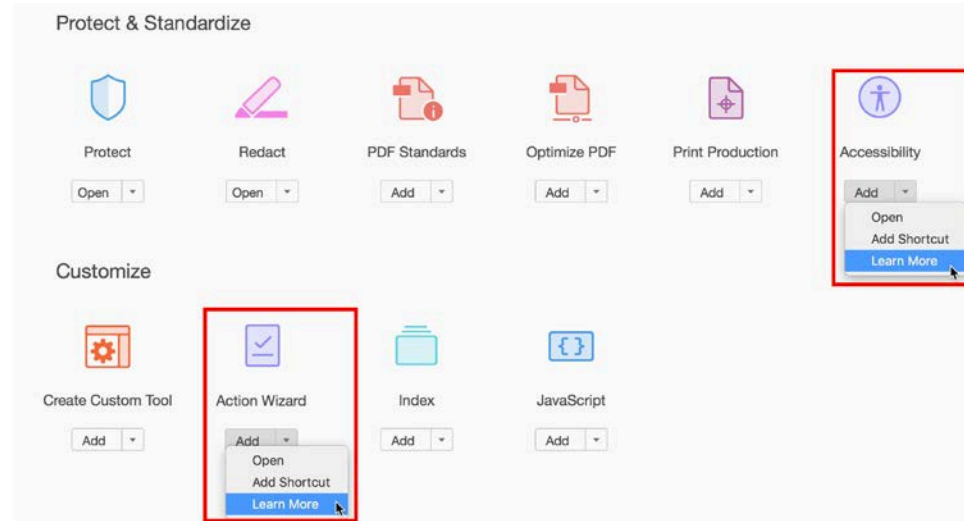
Broken Reading Order

1. Tools Pane

- Tools Tab > Select Add Tool > Organize Tools Pane
 - Action Wizard
 - Accessibility

2. Navigation Pane

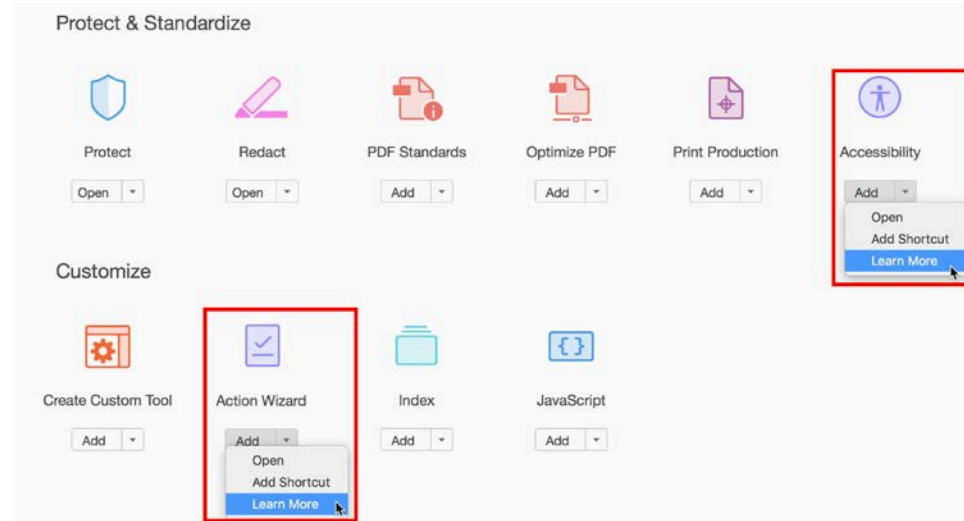
- View>Show/Hide>Navigation Panes
 - Tags Panel
 - Content Panel
 - Order Panel



Corrected Reading Order

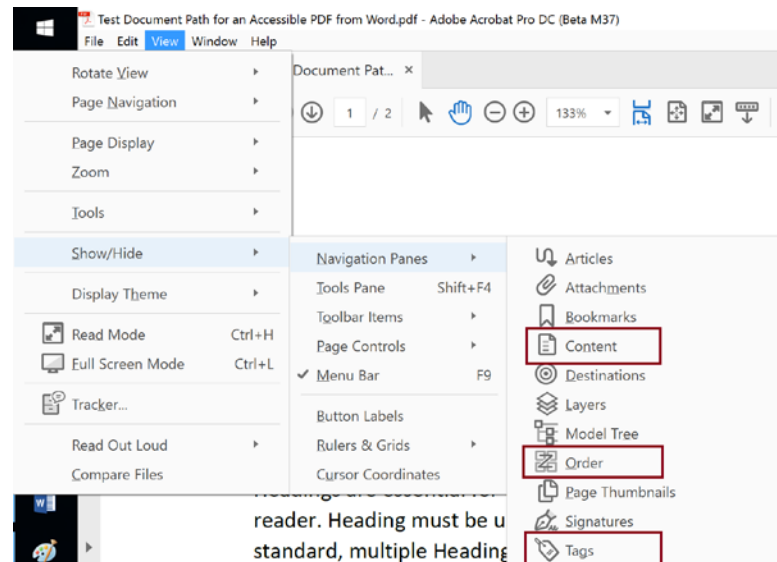
1. Tools Pane

- Tools Tab > Select Add Tool > Organize Tools Pane
 - Action Wizard
 - Accessibility



2. Navigation Pane

- View > Show/Hide > Navigation Panes
 - Tags Panel
 - Content Panel
 - Order Panel



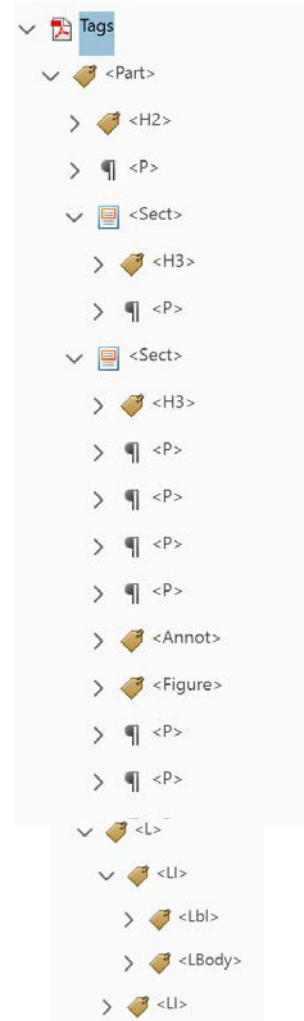
Adding Text Fields

- PDF Maker uses the semantic information of the source document to tag the PDF
- Make Accessible attempts to imply the structure of the document

PDF Maker >



< Make Accessible



Acrobat Pro DC PDF Accessibility – The Basics

Converting to PDF for an Accessible Word Document

This is a test document to use for converting an accessible Word doc to and accessible PDF. This document uses the basic functionality in Word to create accessible documents.

Headings

Headings are essential for the structure of the document and for ease of navigation using a screen reader. Heading must be used in a hierarchical manner. Unlike in HTML, according to the PDF/UA standard, multiple Heading 1's can be used in a PDF.

Text

Paragraphs

Indentations and paragraph spacing should be used in a Word document for structure. This prevents the screen reader from reading blank spaces and lines and avoids the need, upon conversion to PDF, to artifact those elements.

Color

It is always best to address color contrast issues in the original Word document. Although it may be possible to change text color in the PDF, it is difficult and may cause additional tagging issues. Below is a sample color wheel.



Lists

A correctly formatted list makes it easier for a screen reader user to understand the context within which the list is presented. Both bulleted and numbered lists, when created using the appropriate method in Word, will convert cleanly to well-tagged lists in a PDF.

Bulleted List

Bulleted lists are used commonly to delineate a list of information that may be too long or too detailed to present in sentence format. Type of bulleted lists include:

- A list of non-prioritized items.
- A list of resources which may be links (e.g. [Adobe Corporate Accessibility](#) page)
- A subset of detailed information that fleshes out a higher level comment or outline item.
- Other information that doesn't need the hierarchy provided by a numbered list.



Adobe

MAKE IT AN EXPERIENCE