

Welcome to Acrobat Reader

Here are four quick tips to help you get up and running.


- 01 Open a PDF from mail
- 02 Get recent files from *My Documents*
- 03 Read documents anywhere
- 04 Use tools on your PDF

Keep reading to learn more.

01

Open a PDF from mail


When you encounter a PDF file, tap on the Share icon and choose "Copy to Adobe Acrobat Reader."



02

Get recent files from My Documents


Tap the file list menu in the top bar to see your recently viewed files, or access files stored in Adobe Document Cloud.



03

Read documents anywhere

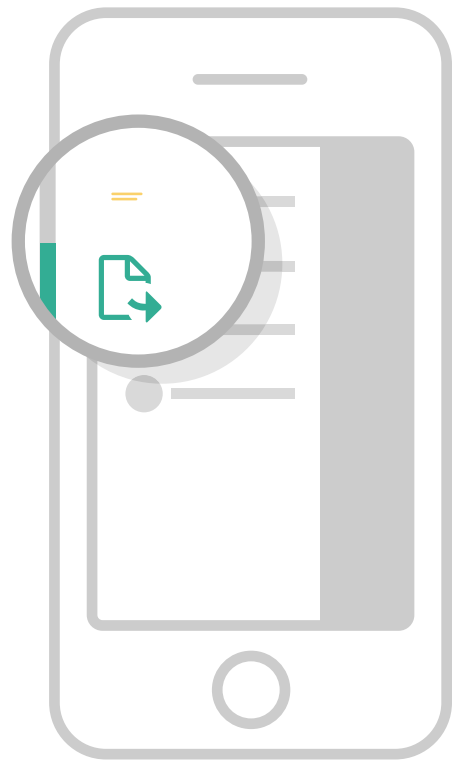
Files open in the Viewer. From here you can scroll and zoom, change the view mode, and search for text.



04

Use tools on your PDF

Tap the tool switcher to see the full menu of tools including Comment and Export PDF.



Learn more about Acrobat Reader for mobile

[Read our blog](#)

Get the inside scoop, and keep up with the latest news, events, and innovations.

[Visit the community forum](#)

Exchange info with other Acrobat mobile users.