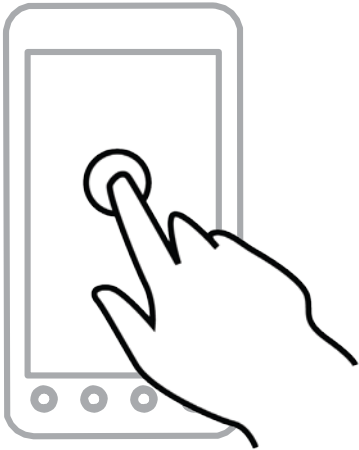


# Android Gesture Reference

When Talkback and Explore by Touch are turned on, the following gestures can be used to navigate web pages and native applications.

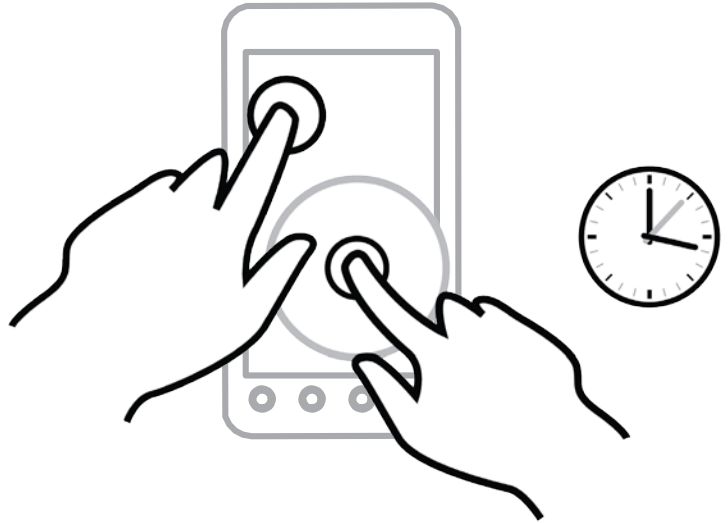
## Tap or Drag One Finger

Explore the screen and hear audible feedback for what is being touched



## Hold One Finger, Tap Another

Activates the selected item as you are exploring




## Double Tap

Activates the selected item as you are exploring



## Two Finger Swipe Up/Down

Scroll within lists

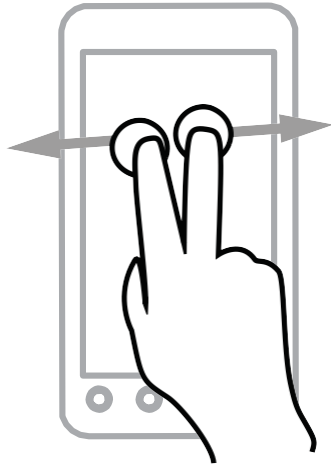


# Android Gesture Reference

When Talkback and Explore by Touch are turned on, the following gestures can be used to navigate web pages and native applications.

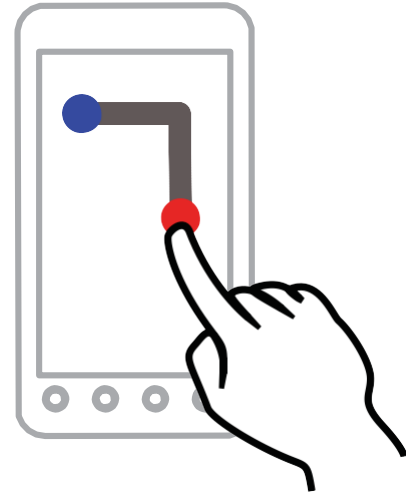
## Two Finger Swipe Left/Right

Change pages or screens



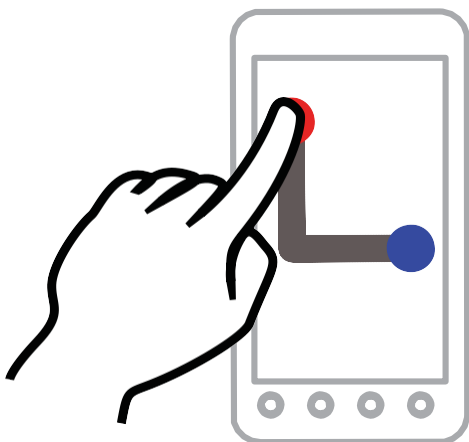
## Swipe Right then Down

Open notifications



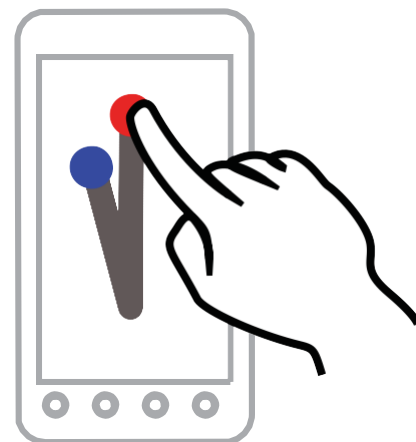
## Swipe Left then Up

Recent apps button



## Swipe Down then Up

Cycle through reading levels for text, then swipe right to read forward or left to go back

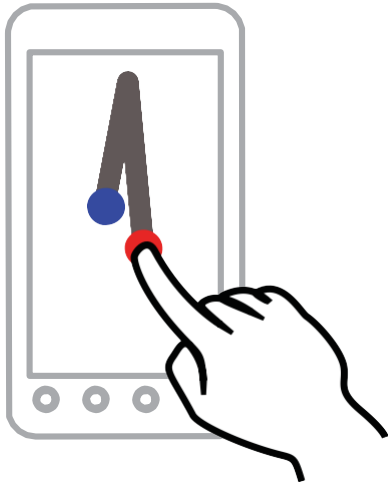


# Android Gesture Reference

When Talkback and Explore by Touch are turned on, the following gestures can be used to navigate web pages and native applications.

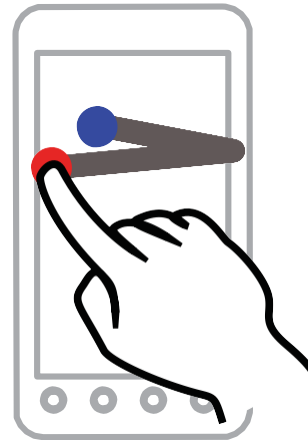
## Swipe Up then Down

Go to previous reading level for text, then swipe right to read forward or left to go back



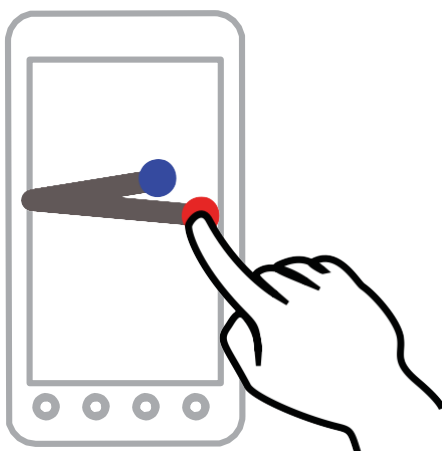
## Swipe Right then Left

Next page



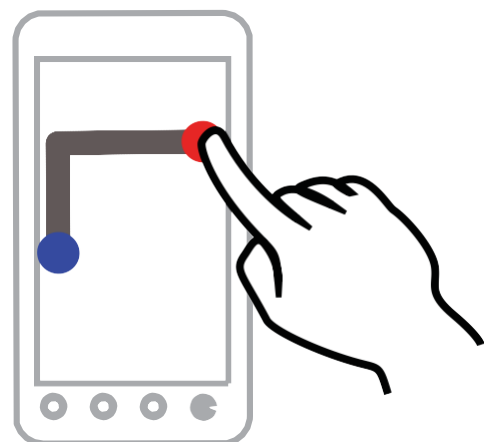
## Swipe Left then Right

Previous page



## Swipe Up then Right

Open local context menu

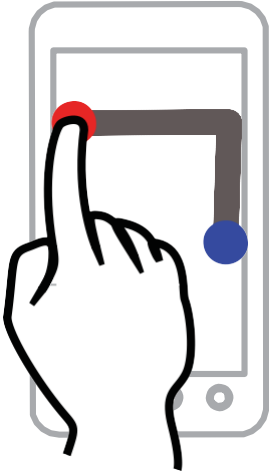


# Android Gesture Reference

When Talkback and Explore by Touch are turned on, the following gestures can be used to navigate web pages and native applications.

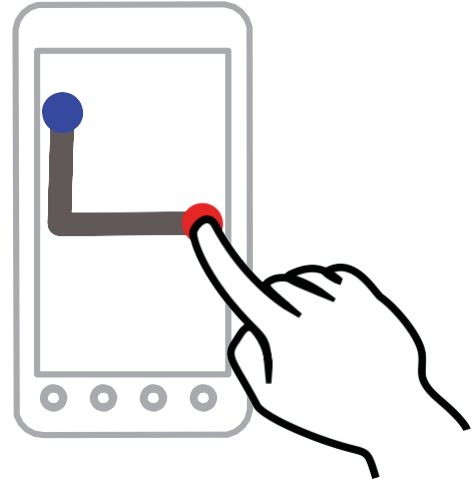
## Swipe Up then Left

Home button



## Swipe Down then Right

Recent global context menu



## Swipe Down then Left

Back button

